





















































Straight blade NEMA configurations

Poles, wires	Rating	NEMA Prefix	15A Straight blade		20A Straight blade	
			Receptacle, connector & flanged outlet	Plug & flanged inlet	Receptacle, connector & flanged outlet	Plug & flanged Inlet
2-pole, 2-wire	125V/AC	1	Page: B-12  1-15R	Page: B-12  1-15P		
2-pole, 3-wire grounding	125V/AC	5	Page: A-8-9 A-12-13 A-14 A-18-23 B-6 B-8 B-12 D-5 H-7-9 I-6-8 I-11 J-12-13 J-16-17 J-20  5-15R	Page: B-6 B-8 B-12 D-5 I-8 J-20  5-15P	Page: A-8-9 A-12-14 A-18-21 B-6 B-9 B-13 H-7-9 I-6-7 I-11 J-12-13 J-16-17 J-20  5-20R	Page: B-6 B-9 B-13 D-6 J-20  5-20P
	250V/AC	6	Page: A-10 A-15-16 A-18 A-23 B-7 B-9 B-13 D-7-8 I-12 J-14 J-21  6-15R	Page: B-7 B-9 B-13 D-7-8 J-21  6-15P	Page: A-10 A-15-16 A-18 A-23 B-7 B-10 B-13 I-12 J-14 J-17 J-21  6-20R	Page: B-7 B-10 B-13 J-21  6-20P
	277V/AC	7	Page: A-16  7-15R		Page: A-16 B-11  7-20R	Page: B-11  7-20P
3-pole, 3-wire	125/250V/AC	10			Page: B-11 B-18  10-20R	Page: A-24 B-11 B-18  10-20P
3-pole, 4-wire grounding	125/250V/AC	14			Page: A-25 B-19  14-20R	Page: A-25 B-19  14-20P
4-pole, 4-wire	3ØY 120/208V/AC	18				Page: B-11  18-20P

Compliances, specifications and availability are subject to change without notice.

Straight blade NEMA configurations

Poles, wires	Rating	NEMA Prefix	30A Straight blade		50A Straight blade		60A Straight blade	
			Receptacle, connector & flanged outlet	Plug & flanged inlet	Receptacle, connector & flanged outlet	Plug & flanged inlet	Receptacle, connector & flanged outlet	Plug & flanged inlet
2-pole, 3-wire grounding	125V/AC	5	Page: A-24 B-18  5-30R	Page: A-24 B-18  5-30P	Page: A-24 B-18  5-50R	Page: A-24 B-18  5-50P		
	250V/AC	6	Page: A-24 B-18  6-30R	Page: A-24 B-18  6-30P	Page: A-24 B-18  6-50R	Page: A-24 B-18  6-50P		
	277V/AC	7	Page: A-24 B-18  7-30R	Page: A-24 B-18  7-30P	Page: A-24 B-18  7-50R	Page: A-24 B-18  7-50P		
3-pole, 3-wire	125/250V/AC	10	Page: A-24-A-25 B-18-B-19  10-30R	Page: A-24-A-25 B-18-B-19  10-30P	Page: A-24-A-25 B-18-B-19  10-50R	Page: A-24-A-25 B-18-B-19  10-50P		
3-pole, 4-wire grounding	125/250V/AC	14	Page: A-24-A-25 B-18-B-19  14-30R	Page: A-24-A-25 B-18-B-19  14-30P	Page: A-24-A-25 B-18-B-19  14-50R	Page: A-24-A-25 B-18-B-19  14-50P	Page: A-25 B-19  14-60R	Page: A-25 B-19  14-60P
	3Ø 250V/AC	15	Page: A-24-A-25 B-18-B-19  15-30R	Page: A-24-A-25 B-18-B-19  15-30P	Page: A-25 B-19  15-50R	Page: A-25 B-19  15-50P	Page: A-25 B-19  15-60R	Page: A-25 B-19  15-60P
4-pole, 4-wire	3ØY 120/208V/AC	18	Page: A-25 B-19  18-30R	Page: A-25 B-19  18-30P	Page: A-25 B-19  18-50R	Page: A-25 B-19  18-50P	Page: A-25 B-19  18-60R	Page: A-25 B-19  18-60P

Compliances, specifications and availability are subject to change without notice.




























www.eaton.com
www.arrowhart.com

Locking NEMA configurations

Poles, wires	Rating	NEMA Prefix	15A Locking		20A Locking		30A Locking	
			Receptacle, connector & flanged outlet	Plug & flanged inlet	Receptacle, connector & flanged outlet	Plug & flanged inlet	Receptacle, connector, & flanged outlet	Plug & flanged inlet
2-pole, 2-wire	125V/AC	ML1	Page: C-52 	Page: C-52 				
	125V/AC	L1	Page: C-5 	Page: C-5 				
	250V/AC	L2			Page: C-6 	Page: C-6 		
2-pole, 3-wire grounding	125V/AC	ML2	Page: C-52 	Page: C-52 				
	125V/AC	L5	Page: C-7 D-13 I-14 	Page: C-7 D-13 I-14 	Page: C-10 D-14 I-14 	Page: C-10 D-14 I-14 	Page: C-15 D-16 I-16 	Page: C-15 D-16 I-16 
	250V/AC	L6	Page: C-8 D-13 I-14 	Page: C-8 D-13 I-14 	Page: C-11 D-15 I-15 	Page: C-11 D-15 I-15 	Page: C-16 D-17 I-16 	Page: C-16 D-17 I-16 
	277V/AC	L7	Page: C-9 D-14 	Page: C-9 D-14 	Page: C-12 D-15 I-15 	Page: C-12 D-15 I-15 	Page: C-17 D-17 I-16 	Page: C-17 D-17 I-16 
	480V/AC	L8			Page: C-13 D-16 I-15 	Page: C-13 D-16 I-15 	Page: C-18 D-18 I-17 	Page: C-18 D-18 I-17 
	600V/AC	L9			Page: C-14 	Page: C-14 	Page: C-19 	Page: C-19 
3-pole, 3-wire	125/250V/AC	ML3	Page: C-53 	Page: C-53 				
	125/250V/AC	L10			Page: C-22 D-19 	Page: C-22 D-19 	Page: C-26 D-20 	Page: C-26 D-20 
	3Ø 250V/AC	L11			Page: C-23 D-19 	Page: C-23 D-19 	Page: C-27 D-21 	Page: C-27 D-21 
	3Ø 480V/AC	L12			Page: C-24 	Page: C-24 	Page: C-28 	Page: C-28 
	3Ø 600V/AC	L13					Page: C-29 	Page: C-29 

Compliances, specifications and availability are subject to change without notice.

Locking NEMA configurations

Poles, wires	Rating	NEMA Prefix	20A Locking		30A Locking	
			Receptacle, connector & flanged outlet	Plug & flanged inlet	Receptacle, connector, & flanged outlet	Plug & flanged inlet
3-pole, 4-wire grounding	125/250V/AC	L14	Page: C-30 D-21 I-17  L14-20R	Page: C-30 D-21  L14-20P	Page: C-33 D-23 I-18  L14-30R	Page: C-33 D-23  L14-30P
	3Ø 250V/AC	L15	Page: C-31 D-22 I-17  L15-20R	Page: C-31 D-22  L15-20P	Page: C-34 D-23 I-18  L15-30R	Page: C-34 D-23  L15-30P
	3Ø 480V/AC	L16	Page: C-32 D-22 I-18  L16-20R	Page: C-32 D-22  L16-20P	Page: C-35 D-24  L16-30R	Page: C-35 D-24  L16-30P
	3Ø 600V/AC	L17			Page: C-36 D-24  L17-30R	Page: C-36 D-24  L17-30P
4-pole, 4-wire	3ØY 120/208V/AC	L18	Page: C-38 D-25  L18-20R	Page: C-38 D-25  L18-20P	Page: C-42 D-27  L18-30R	Page: C-42 D-27  L18-30P
	3ØY 277/480V/AC	L19	Page: C-39 D-26  L19-20R	Page: C-39 D-26  L19-20P	Page: C-43 D-28  L19-30R	Page: C-43 D-28  L19-30P
	3ØY 347/600V/AC	L20	Page: C-40 D-26  L20-20R	Page: C-40 D-26  L20-20P	Page: C-44 D-28  L20-30R	Page: C-44 D-28  L20-30P
4-pole, 5-wire grounding	3ØY 120/208V/AC	L21	Page: C-46 D-29 I-19  L21-20R	Page: C-46 D-29  L21-20P	Page: C-49 D-30 I-19  L21-30R	Page: C-49 D-30  L21-30P
	3ØY 277/480V/AC	L22	Page: C-47 D-29  L22-20R	Page: C-47 D-29  L22-20P	Page: C-50 D-31 I-19  L22-30R	Page: C-50 D-31  L22-30P
	3ØY 347/600V/AC	L23	Page: C-48 D-30  L23-20R	Page: C-48 D-30  L23-20P	Page: C-51 D-31 I-19  L23-30R	Page: C-51 D-31  L23-30P

Compliances, specifications and availability are subject to change without notice.